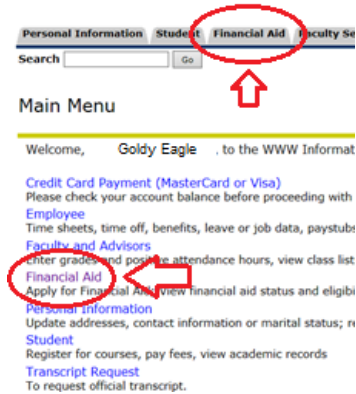


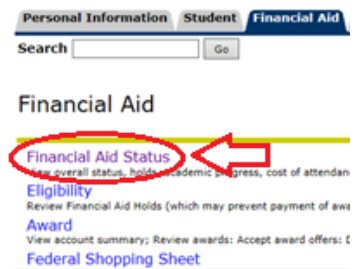


Don't forget to make sure your financial aid is in order by checking your MyFRC student portal at https://banner.frc.edu/pls/PROD/twbkwbis.P_WWWLogin using the instructions below.

1. Log in to your MyFRC account
2. Click on **Financial Aid**



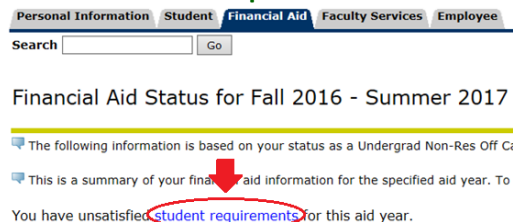
3. Click on **Financial Aid Status**



4. Select Aid Year **Fall 2016 – Summer 2017** and click **Submit**



5. Click on **Student Requirements** to review the requirements for your financial aid



Have questions or need assistance? Contact us at financialaid@frc.edu