

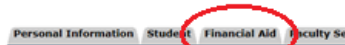


Feather River College

Financial Aid

Don't forget to make sure your financial aid is in order by checking your MyFRC student portal at https://banner.frc.edu/pls/PROD/twbkwbis.P_WWWLogin using the instructions below.

1. Log in to your MyFRC account
2. Click on **Financial Aid**




Main Menu

Welcome, Goldy Eagle, to the WWW Informat

[Credit Card Payment \(MasterCard or Visa\)](#)
Please check your account balance before proceeding with
[Employee](#)
Time sheets, time off, benefits, leave or job data, paystub:
[Faculty and Advisors](#)
Enter grades and post your attendance hours, view class list
[Financial Aid](#) ←
Apply for Financial Aid, view financial aid status and eligibi
[Personal Information](#)
Update addresses, contact information or marital status; n
[Student](#)
Register for courses, pay fees, view academic records
[Transcript Request](#)
To request official transcript.


3. Click on **Financial Aid Status**



Financial Aid

[Financial Aid Status](#) ←
View overall status, holds, academic progress, cost of attendan
[Eligibility](#)
Review Financial Aid Holds (which may prevent payment of aw
[Award](#)
View account summary; Review awards; Accept award offers: t
[Federal Shopping Sheet](#)

4. Select Aid Year **Fall 2017 – Summer 2018** and click **Submit**



Aid Year

Some financial aid information is determined by A

Select Aid Year	Fall 2017 - Summer 2018
Submit	Fall 2010 - Summer 2017
	Fall 2015 - Summer 2016
	Fall 2014 - Summer 2015
	Fall 2013 - Summer 2014
	Award Year 2012-2013
	Award Year 2011-2012
	Award Year 2010-2011
	Award Year 2009-2010

5. Click on **Student Requirements** to review the requirements for your financial aid

The following information is based on your status as a Undergrad Non-Res Off C

This is a summary of your financial aid information for the specified aid year. To

You have unsatisfied [student requirements](#) for this aid year.

Have questions or need assistance? Contact us at financialaid@frc.edu