

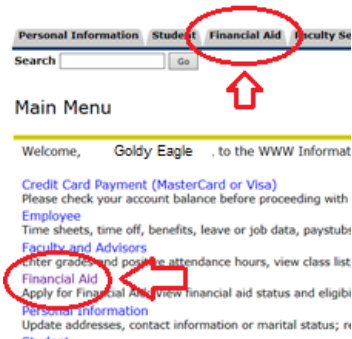


Feather River College

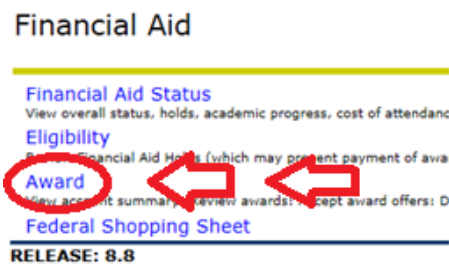
Financial Aid

HOW TO OBTAIN YOUR FINANCIAL AID AWARD LETTER

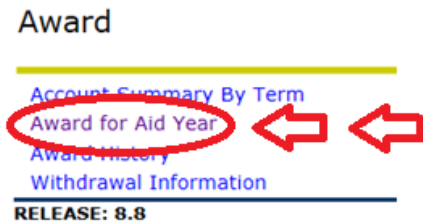
1. Log in to your MyFRC account
2. Click on **“Financial Aid”**



3. Click on **Financial Aid “Award”**



4. Click on **“Award for Aid Year”**



5. Select Aid Year **“Fall 2017 – Summer 2018”** and click **SUBMIT**. Your Award(s) will display on the screen for you to print. If you do not see any awards, you may have outstanding student requirements to complete. Check the **“Financial Aid Status”** of your account.



Have questions or need assistance? Contact us at financialaid@frc.edu